


St Mike's

Shoutout



St. Michael's
Church School

14TH NOVEMBER 2025

Tel: 01733 306778

office@stm.act-academytrust.org

www.stm.act-academytrust.org

Diary Dates November

- Monday 17th - Whole School Flu Immunisations
- Wednesday 19th - Girls Football Match - away at Southfields Primary, 3pm
- Wednesday 19th - Netball Match - away at Southfields Primary, 3pm
- Thursday 20th - Girls Football match away at POSH, 3pm
- Thursday 27th - Science WOW Day
- Friday 28th - Year 1 Teddy Bear's Picnic


December

- Wednesday 9th - Mixed Football Match away at POSH, detail to follow
- Wednesday 10th - Yr 3 Trip to the Museum, 9.45am - 12.45pm
- Thursday 11th - Whole School Pantomime in school
- Tuesday 16th & Wednesday 17th - KS1 Nativity. Details to follow
- Thursday 18th - Christmas Lunch and Christmas Jumper Day
- Thursday 18th - Rocksteady Concert, 9 - 10am
- Friday 19th - Children's Last day
- Monday 21st - Monday 5th January - Christmas Holiday

January

- Tuesday 6th - Children's 1st day back

New Winter Menu



Following our Lunchtime parent and student survey in September, we worked to put together a new menu for the Autumn term,.

The new school menu is a vibrant celebration of fresh, wholesome food that's already winning over students. Every meal is crafted using seasonal produce, ensuring top-notch quality and taste. Fluffy, homemade Yorkshire puddings have quickly become a lunchtime favourite, perfectly paired with hearty roasts and rich gravy. A colourful variety of fresh fruits and vegetables are served daily, encouraging healthy choices in the most delicious way. To top it all off, the kitchen now offers an irresistible selection of freshly baked cakes and desserts, adding a sweet finish to every meal.

With all the new nutritious options and 'specials', the new menu is a true hit with the children, making lunchtime something to look forward to every day.

Heartfelt Thank you

We would like to extend our sincere thanks to Annabelle Green and Matilda Brand's Grandma's who have shown such wonderful generosity in selecting and donating a collection of dyslexia-friendly books for our children. Their thoughtful contribution, made possible through their fundraising efforts, (singing with St Bolttoph's's choir) will make a real difference in helping all our pupils enjoy the joy of reading.

We are so grateful for their kindness and continued support of our school community – thank you for helping make reading accessible and enjoyable for everyone!



Year Group	Attendance This Week	Attendance This Year
EYFS	96.95%	94.73%
1	95.7%	95.32%
2	94.18%	95.64%
3	97.42%	96.07%
4	98.63%	97.59%
5	92.41%	95.32%
6	96.45%	95.96%



Well Done!

WOW, look at all of the out of school achievements that children have shared with us this week!

Jasper performed on stage in a show, Theo's amazing archery achievements and a group of Year 2 students went to auditions and interviews at Peterborough Cathedral for a Choristership. Amazing stuff St Michael's!




Children in Need



To help raise funds for this year's Children in Need, our children came to school dressed in their Pyjamas/Onesies. Donations were made online but the cash we raised, in school, was an amazing **£230.37**.

Totally amazing!
Thank you for your generosity!



Anti-Bullying Week

This week marked Anti-Bullying week and we kick started it by inviting the children to celebrate difference by coming to school on Monday wearing odd socks. The children really loved this week and embraced and enjoyed activities based on Anti-Bullying and Acceptance.



This week, the children split into their new house teams, **Manji, Smith, Cornelius** and **Royce**.



They enjoyed spending time working in mixed age groups to complete project work for Anti-Bullying week. Project work included making songs and creating amazing art work.



The children spoke highly of their time in their new house teams and are looking forward to having this opportunity again soon 😊



How to conquer HEAD LICE in 6 easy steps

- Hitting them strong and hitting them hard**
There are a number of strong chemical products on the market. These seem to appeal and revolt parents in equal numbers. While some don't like the idea of strong chemicals in such close contact with their child's skin, others find it reassuring for the very same reason - if there's chemicals involved, they must be doing a thorough job.
- Going the touchy-feely route**
Also available are natural products based on essential oils and pyrethrin, which smell a lot better than the chemical-based products. Because these products aren't as strong as the chemical-based ones, they usually need to be left in the hair longer to take effect.
- Cooking up some homebrew**
Like all good homebrew recipes, everyone has a different one that they swear by. Mostly though, they are made up of things that you could find in the kitchen or bathroom. Almost all are bulked out with thick conditioner. Popular recipes usually include: tea-tree oil, eucalyptus oil, vinegar, olive oil, orange oil, lavender oil.
- Using hair spray/ hair gel**
During an infestation of nits, spray your child's hair with hairspray, or comb through hair gel to make it more difficult for the lice to attach to their hair shafts.
- Trying the white conditioner treatment**
Regular combing is the key to keeping lice under control. Apply a thick, white conditioner (it makes it easier to see the nits and lice against white) and using a nit comb, section the hair and carefully comb, wiping each comb-full of conditioner, nits and lice onto a paper towel. Keep combing until you can't see any more eggs or lice in the conditioner. Repeat after seven days.
- Applying vinegar**
Thoroughly douse your child's hair with vinegar and leave for 15 minutes to allow the vinegar to kill the lice. Apply the white conditioner treatment.

Fun in Year 3



It has a busy week in Year 3 this week! Across school, it has been anti-bullying week. On Tuesday, we created our own songs about 'showing the power of good.' We then created artwork showing what actions can 'show that power of good!' On Thursday, we created our own handprints representing our flame values using different types of media.

As well as this, we have finished our Science experiment testing soils. Children loved getting their hands mucky! In art, we have started drawing our own dinosaurs, focusing on developing our skills of lines drawing and making the drawings look as realistic as possible.

On Tuesday, we were surprised to have a Hedgehog visit our classroom. It was found outside Year 1. It has now been taken to a rescue centre. A lovely lady called Caroline is going to look after 'Michaela' (like St. Michael's). She was so cute and only 3 weeks old!

EYFS Celebrations

This half term, we've launched our exciting "Celebrations" topic! Last week, we explored Bonfire Night and fireworks, and this week we reflected on Remembrance. The children learned why these occasions are important, how we mark them, and ways to celebrate and remember.

In phonics, we've been working hard on letter formation and are now writing CVC words like pop, red, and hat—what amazing progress! In maths, we've been learning about 2D shapes, creating rockets from shapes, and making repeated patterns using colours, shapes, and even sounds.

